


## Gearbox Type : M0 35

### General Information



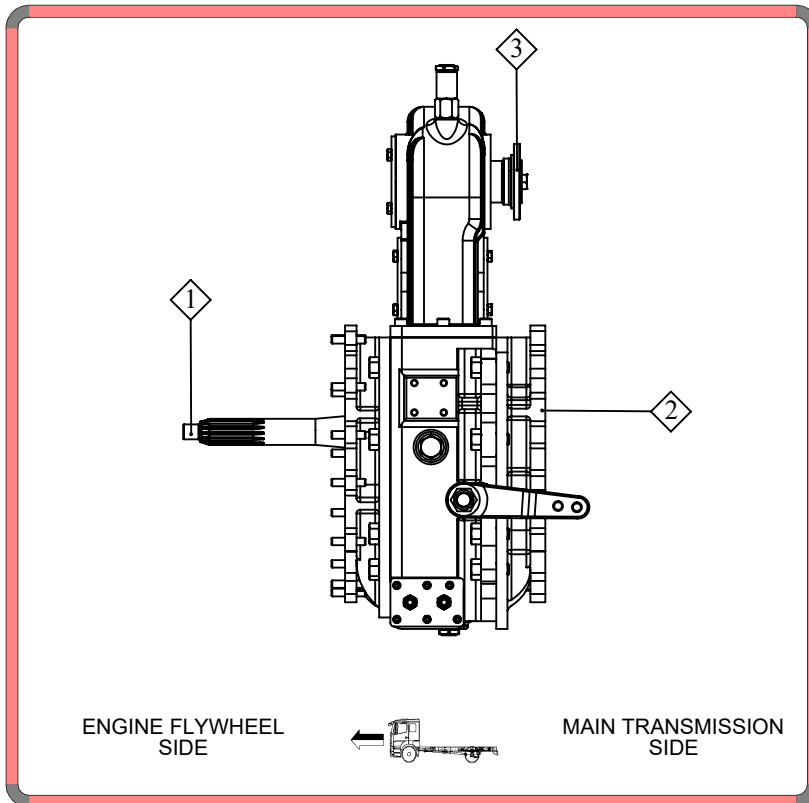
- Gearbox Type : MO-35 - HYUNDAI
- Equipment can work when drive mode
- PTO output is on differential side.
- Product has water cooling system.
- Control type : Mechanic or Pneumatic
- Product mount between engine flywheel and transmission.
- Do not engage the equipment while moving!
- Application Area;
- Fire Fighting Vehicles
- Road Maintenance Vehicles
- Application area for water tankers and other on-vehicle equipment



**Gearbox Type : MO35**
**Technical Details**

Technical Values			
	Maximum Values	Internal Ratio	Working rpm Range (max.)
① & ②	4650 Nm	1/1	-
③	130 kW	1/1.5 1/2.2	3000 rpm

Weight	136 kg
Body Material	Upper Body : AL Lower Body : GH190
Oil Type & Amount	80W-90 - 6,5 lt



- Kozmaksan Şirketi katalogta verilen bilgileri önceden bildirmeden değiştirme hakkını saklı tutar.Bu belge genel bilgiler içerir ve taahhüt ve sözleşme niteliğinde değildir.  
- Verilen güç ve tork bilgileri sadece PTO/ara şanzımana aittir. Uygulama yapılacak şanzıman, motor ve aracın PTO/ara şanzıman için uygun gördüğü değerleri aşmayınız.  
- Şanzımana civata ile bağlanan PTO'lara takılacak pompa, şaft vb. parçaların ağırlık ve askıda kalan uzunlukları şanzıman ve araç üreticisinin onayladığı limitleri geçmemelidir.

**Gearbox Type : MO35**

**Options**

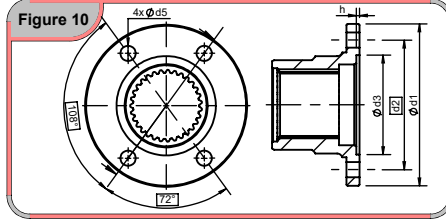
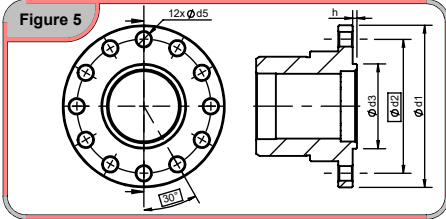
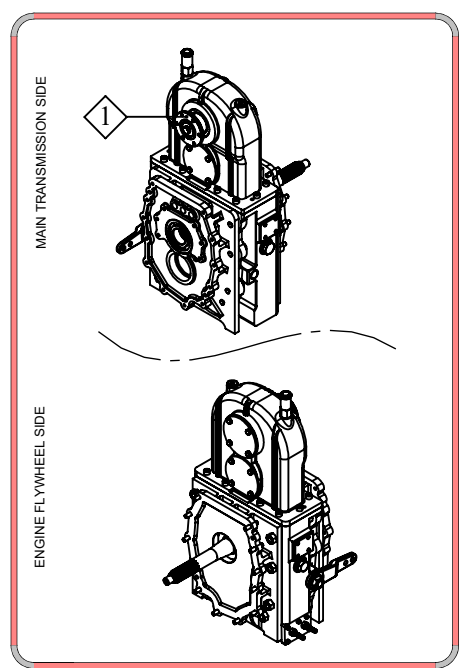
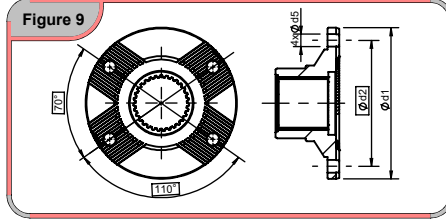
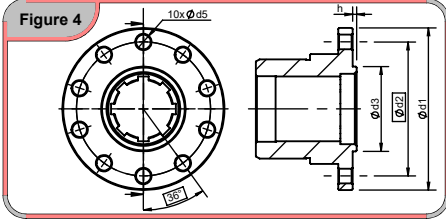

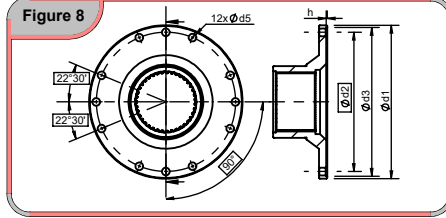
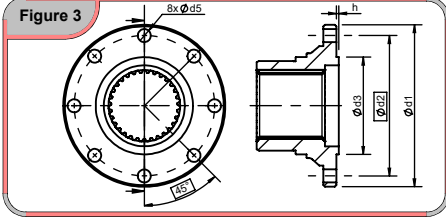
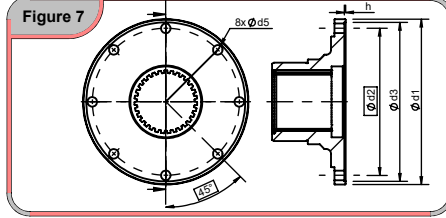
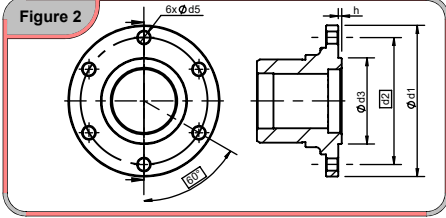
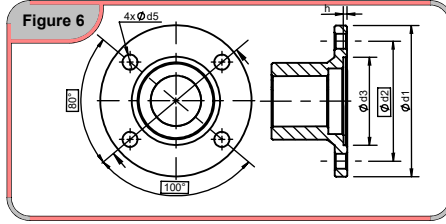
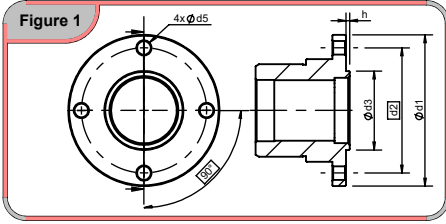


Figure No	No of Bolt	Ø d1	Ø d2	Ø d3	Ø d5	h	Standard	①	②	③	④	⑤	⑥	⑦	⑧
2	6	100	84	57	8,1	2,3	ISO 7646 - DIN 100	C06-011							
3	8	120	101,5	75	10,1	2,3	ISO 7646 - DIN 100	C06-061							
6	4	97	79,37	60,32	10,1	2,3	ISO 7647-SAE1300	C06-144							
6	4	116	95,25	69,85	12,1	2,3	ISO 7647-SAE1400	C06-007							

Please contact with KOZMAKSAN, If you have any questions or requests.