


SP-2000 / SP-3000 SERIES

Normal & High Pressure Pump for Fire Truck



General Features

EN – 1028 Certificate

Light Alloy High Quality Aluminum

Thermal Expulsion System

Mechanical Stuffing Impermeability

Automatic Suction System

High Pressure By-Pass System

Single Stage Aluminum Blower Low Pressure

Single Stage Bronze Blower High Pressure

Low-Level Sound

Bronze Bedding From 2 Points

Optionals

Foam Estimator

Multi Outlet Collector

High Pressure Distributor

Pump Control Panel With Changeable Options

Changeable Coupling Options

Technical Features

Type

SP-2000 , SP-3000

Rotation

3000 r/min

Norm. Flow Rate

3000 - 2000 lt./min.

High Flow Rate

250 - 400 lt./min.

Norm. Pressure

10 - 15 bar

High Pressure

40 bar

Running Temp.

-15°C / +55°C

Step Number

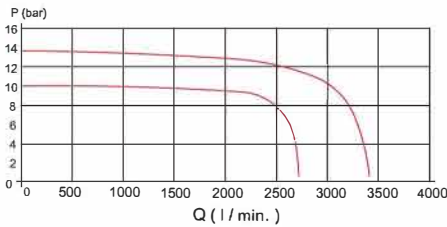
1 Step

In / Out

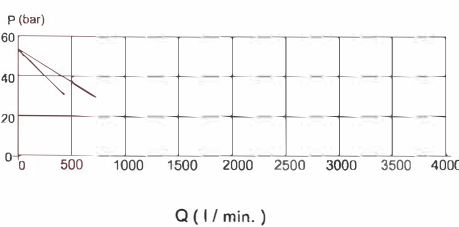
5" / 2,5"

Graphic

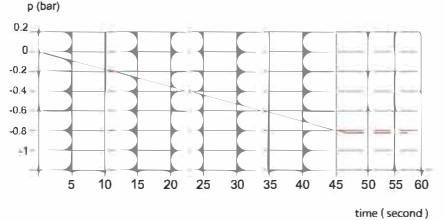
Pressure (Bar) Pump Low Pressure Graphic



Pressure (Bar) Pump High Pressure Graphic



Pressure (Bar) Pump Vacuum Graphic



Dimensions

